



Davie

COUNTY SCHOOLS

innovate • achieve • excel

# Annual Report

2016-2017



# 2016-2017 ANNUAL REPORT

## Exceeded Expected Growth

Cooleemee Elementary  
Cornatzer Elementary  
North Davie Middle  
William Ellis Middle  
Davie County Early College High

## Met Expected Growth

Mocksville Elementary  
Pinebrook Elementary  
Shady Grove Elementary  
William R. Davie Elementary

## 2013-2017

### Strategic Plan

The Davie County Schools' Strategic Plan can be viewed from our website:

[www.davie.k12.nc.us](http://www.davie.k12.nc.us)  
About Us  
Strategic Plan

## Davie County Board of Education

*Jul 2016-Nov 2016*

Chad Fuller, Chair  
Clint Junker, Vice Chair  
Carol Livengood  
Steve Ridenhour  
Barbara Owens  
Paul Drechsler  
Wendy Horne

*Dec 2016 - Nov 2017*

Chad Fuller, Chair  
Clint Junker, Vice Chair  
Barbara Owens  
Paul Drechsler  
Wendy Horne  
Terry Hales  
Dub Potts

## Superintendent

Darrin L. Hartness, Ed.D.

Davie County Schools is a place where all children can grow academically, identify and develop their own talents and leadership skills, and find success. With this in mind, we continually search for new ways to make our schools even better places for our children to learn. Davie County Schools had several significant academic accomplishments for 2016-17:

- Davie County Schools met 100% of the participation goals, joining 88.6% of schools across North Carolina that also met all participation goals.
- Both the Grade Level Proficiency (GLP) and College and Career Ready (CCR) proficiency in Davie County Schools increased again slightly in 2016-17, with the GLP increasing from 63.8% to 63.9%, and the CCR increasing from 53.6% to 54.6%. These averages place Davie County Schools in the top 20% of the state.
- Davie County Schools saw 82% of their schools meet or exceed expected growth in 2016-17.
- 68% of high school students in the district achieved the ACT benchmark, earning at minimum the lowest composite score that the UNC College system will accept.
- Over 95% of students met the completion of Math III.
- ACT WorkKeys is the required test for all students graduating high school with a Career and Technical Education concentration. Davie County Schools had the highest percentage of students ever to have earned a Silver certificate or better on the ACT WorkKeys. Almost 90% of these students in Davie County Schools met this significant goal.
- Davie County Schools' four-year graduation rate remained at 87.3%, and the five-year graduation rate increased to 88.3%.

The numbers and letter grades only tell part of the story. We had many successes to celebrate during 2016-2017, with a few highlighted here.

- Davie County High School's Women's Tennis had an undefeated season and were the conference tournament champions.
- Davie County Early College High School was named a Piedmont Triad Education Consortium (PTEC) Signature School.
- William Ellis Middle School's Girls' Soccer Team had an undefeated season.
- South Davie Middle School's Football Team had an undefeated season.
- Davie County High School's Varsity Football Team won the Central Piedmont Conference (CPC) title, in addition to bringing home the titles of Coach of the Year, Punter of the Year, Defensive Player of the Year and Offensive Player of the Year. Chris Reynolds also was selected to play in the Shrine Bowl.
- Davie County High School had the Women's Tennis Player of the Year.
- Dr. Bill Steed, retired DCS superintendent, was inducted into the NCHSAA Hall of Fame.
- Davie County High School's Men's Tennis won the CPC regular season and tournament titles.
- Davie County High School's Men's Swimming was recognized by NCHSAA for outstanding achievement in the classroom and in athletics for the 2016-17 academic year.
- Davie County High School's Women's Varsity Softball was the 2017 CPC tournament champions.
- The William Ellis MathCounts team placed second out of 19 schools in the Northwest North Carolina MathCounts regional competition.
- The William Ellis Math 2 team placed 3rd in the regional Math 2 competition held in Greensboro.
- CTE accomplishments included Business Department: 1st Place in NC for Stock Market Competition; Auto Tech: 2nd Place in State Competition for Automotive; Agriculture Department: 1st Place Extemporaneous Public Speaking Regional Competition; Floriculture Team Competition, 2nd Place Regional Competition; Technical Drafting: 1st Place in Regional Competition for Technical Drafting; 1st Place in State of NC for Technical Drafting and representing NC at the National Skills USA.

# DO YOU KNOW?

- Both grade level proficiency and college and career ready percentages in Davie County Schools increased again slightly in 2016-17, with the GLP going from 63.8% to 63.9%, and the CCR going from 53.6% to 54.6%. **These averages place Davie County Schools in the top 20% of the state.**
- Grade Level Proficiency in math grew from 61.6% to 62% proficient and reading grew from 61.6% to 61.8%. The state of North Carolina also saw increases in both math and reading, with math growing from 54.7% to 55.4% proficient and reading from 56.9% to 57.5% proficient. Positive four year trends in the district for Grade Level Proficiency include the subjects of math in grades 4, 5, 6 and 7 and reading in grades 5 and 6.
- Davie County Schools' four-year graduation rate remained at 87.3%, and the five-year graduation rate increased to 88.3%.
- The ACT, which all juniors take every year, is measured by looking at the percentage of students who achieve a the lowest composite score that the UNC College system will accept. 68% of high school students in the district achieved this benchmark, down from 73.9% the previous year. Across the state, 58.8% of students meet that composite score. In both the district and the state, over 95% of students meet another measure, the completion of Math III.
- ACT WorkKeys, the required test for all students graduating high school with a Career and Technical Education concentration, had their highest percentage of students ever earn a Silver certificate or better. **Almost 90% of those students in Davie County Schools met this goal.** Across the state, 73.3% of students earned a Silver certificate or above.
- The dropout rate in North Carolina public schools and Davie County Schools decreased in 2015-16 from the previous year. The state dropout rate decreased from 2.39 in 2014-15 to 2.29 in 2015-16, while in Davie County Schools the rate decreased from 3.4 to 3.01.
- Davie County Schools saw 82% of their schools meet or exceed expected growth in 2016-17. This percentage was the same as schools that met or exceeded growth in 2015-16, but the percentage of those that exceeded growth increased from 36% to 46%. In the state, 73.7% of schools met or exceeded growth.
- Participation goals for each district are to include 95% or more of each student group in every achievement measure. Student groups include all racial and gender groups, plus other special student groups such as Exceptional Children and English Learners. Davie County Schools met 100% of these participation goals, joining 88.6% of schools across North Carolina that also met all participation goals.
- Students with at least one qualifying Parent-Teacher conference was 98 percent for the first semester and 92 percent for the second semester.
- There were 440 certified teachers, 75 that were National Board certified, and 146 teacher assistants. Fifty-nine percent of DCS teachers have taught 10+ years. According to the NC Teaching Conditions 2016 report, DCS is a great place to work with 92.6 percent of teachers considering their school overall a "good place to work and learn."
- Davie County Schools have 16 facilities and we maintain over 1.1 Million square feet with 500 acres. The Maintenance Department closed out over 3344 work orders this past year, including the following projects: HVAC replacement - classroom suites – Cooleemee, North Davie, South Davie; fire alarm system - upgrades – Cornatzer; flooring replacement - classrooms - Shady Grove; flooring replacement - multi-purpose room/classrooms - South Davie; parking lot project – Mocksville; HVAC controls upgrade - District automation controls; key card system - South Davie; door replacements - foyer – WRD; gym floor replacement - Shady Grove, Pinebrook; roof replacement - WRD gym/kitchen.
- Construction continues on the one new Davie County High School. Opening is set for fall 2017.

## Stars of the Year

### *Bus Driver of the Year*

**Tammy Lagle**

*Cooleemee Elementary*

### *Transportation Professional of the Year*

**Brad Ratledge**

*Transportation*

### *Custodial Team of the Year*

**Don Howard**

*Maintenance*

### *Maintenance Person of the Year*

**Michael Pollard**

*Maintenance*

### *Child Nutrition Manager of the Year*

**Retha Keller**

*Pinebrook Elementary*

### *Child Nutrition Person of the Year*

**Shannon Prim**

*North Davie Middle*

### *Student Services Person of the Year*

**Katie Nail**

*Central Davie Academy*

### *EC Related Service Person of the Year*

**Amber Manzella**

*Davie County High*

### *EC Teacher of the Year*

**Rachel Gorshe-Donnelly**

*Cornatzer Elementary*

### *Office Professional of the Year*

**Pamela Smith**

*Central Office*

### *Administrator of the Year*

**Jennifer Custer**

*Central Davie Education Center*

### *Assistant Principal of the Year*

**Tabatha Hudson**

*Davie County High*

### *Principal of the Year*

**Karen Stephens**

*William R. Davie Elementary*

### *Teacher Assistant of the Year*

**Carolyn Peebles**

*Cornatzer Elementary*

### *Teacher of the Year*

**Kolleen Sullivan**

*Shady Grove Elementary*

# EDUCATION EXCELLENCE

## Davie County's Return on Educational Investment

Class of 2017	Davie County Schools	Davie County High School	Davie County Early College High School	Central Davie Academy
Graduated students	439	403	35	1
Amount of scholarships reported	\$4,308,282	\$4,100,000	\$208,282	
Number of seniors accepting scholarships	145	126	19	
Overall weighted Grade Point Average of graduating seniors	3.59215	3.278	3.9063	
North Carolina Academic Scholars of the Class of 2017	81	69	12	

## Post Graduation Intentions

**81.2%** of graduates continued their education in college  
**44.5%** of the senior class enrolled in 4-year colleges/universities  
**36.7%** of the senior class enrolled in 2-year junior colleges  
**1.4%** of students enrolled in a certificate or diploma program  
**2.8%** of graduates entered the military  
**13.2%** of graduates entered the workforce

## Davie County Early College High School

**28** received an additional 2 year Associate in Arts or Science Degree  
**7** received college credits toward a 2 year Associate of Arts or Science Degree



Photo credit: DCHS Clarion Staff

## Graduation Rate

4 Year Cohort

2013-14 Entering 9th Graders Graduating 2016-17 or Earlier

**87.3%** Davie County Schools

86.5% State



5 Year Cohort

2012-13 Entering 9th Graders Graduating 2016-17 or Earlier

**88.3%** Davie County Schools

87.5% State

## Davie County High School

**87.3%** Graduation Rate

## Davie County Early College High School

**>95%** Graduation Rate

2016-2017 SAT	# Tested	% Tested	Total	ERW	Math
<b>Davie County Schools</b>	<b>169</b>	<b>40.0</b>	<b>1112</b>	<b>562</b>	<b>550</b>
Davie High	138	35.9	1112	562	550
Davie County Early College High	31	83.8	1113	563	550
United States	1,426,258	N/A	1044	527	517
North Carolina	44,325	44.0	1074	542	532



# 2016-2017 OVERALL RESULTS

<b>READY End-of-Grade</b> <i>Percentage of students' scores at or above grade level</i>	<b>DCS College &amp; Career Ready</b>	<b>DCS Grade Level Proficient</b>	<b>NC College &amp; Career Ready</b>	<b>NC Grade Level Proficient</b>
<b>Grade 3</b>				
Reading	<b>48.5</b>	<b>59.6</b>	46.1	57.8
Mathematics	<b>55.3</b>	<b>64.1</b>	52.1	63.6
<b>Grade 4</b>				
Reading	<b>52.5</b>	<b>64.6</b>	43.7	57.7
Mathematics	<b>55.6</b>	<b>62.6</b>	50.9	58.6
<b>Grade 5</b>				
Reading	<b>46.9</b>	<b>62.9</b>	42.5	56.7
Mathematics	<b>61.1</b>	<b>68.2</b>	53.9	60.3
Science	<b>63.7</b>	<b>75.5</b>	59.1	70.1
<b>Grade 6</b>				
Reading	<b>57.2</b>	<b>67.2</b>	50.4	61.0
Mathematics	<b>52.7</b>	<b>58.3</b>	45.3	53.1
<b>Grade 7</b>				
Reading	<b>51.7</b>	<b>62.2</b>	48.9	58.2
Mathematics	<b>58.3</b>	<b>65.9</b>	43.0	49.8
<b>Grade 8</b>				
Reading	<b>43.3</b>	<b>54.4</b>	41.7	53.7
Mathematics	<b>46.1</b>	<b>52.5</b>	39.6	45.8
Science	<b>71.3</b>	<b>80.1</b>	66.2	75.5

<b>READY End-of-Course</b> <i>Percentage of students' scores at or above grade level</i>	<b>DCS College &amp; Career Ready</b>	<b>DCS Grade Level Proficient</b>	<b>NC College &amp; Career Ready</b>	<b>NC Grade Level Proficient</b>
Math I	<b>51.8</b>	<b>64.6</b>	49.8	64.3
Biology	<b>56.6</b>	<b>59.3</b>	47.3	56.1
English II	<b>50.9</b>	<b>63.4</b>	49.6	60.7

<b>Attendance Rate</b>	<b>Davie County Schools</b>	<b>North Carolina</b>
2016-2017	<b>&gt;95%</b>	<b>Not Available</b>



## Vision

Davie County Schools will be the national model in creating educational excellence through innovative and personalized experiences.

## Mission

Davie County Schools will spark curiosity and passion for learning, promote individual excellence and challenge students to accept personal responsibility as citizens in a diverse community. The school district will create safe, world class learning environments, facilitated by highly effective faculty and staff. The district will invite collaboration through intentional partnerships with the community and beyond, opening the doors to a global perspective.

## Values and Beliefs

### Respect

We will treat everyone with kindness, compassion, empathy and sensitivity and will practice civility in our interactions.

### Dedication and Commitment

A passion for success and perseverance leads to success. We will take ownership and responsibility for our actions and be self-disciplined.

### Teamwork, Collaboration and Relationships

Working together for the common good requires individuals to harmonize their contributions and work towards a common vision.

### Integrity

We will conduct ourselves in an honest, respectful and transparent manner in everything.

### High Expectations

We shall seek excellence in all our endeavors. We will strive to meet the highest expectations of our community within the parameters of our mission. We shall do our best without compromise. We will provide the highest level of instruction to our students.

# PROGRESS

## Technology

**6,203** devices in district  
**575** new devices purchased  
**1:0.98** devices to student ratio, grades K - 5  
**1:0.63** devices to student ratio, grades 6 - 12



## STEM Initiatives

**Robotics:** On April 7, Davie County Schools held its 7th Annual Robotics Competition at Davie County High School. Five elementary schools and three middle schools all competed in this year's event. The elementary school theme was a throwback to the Wake Forest Baptist Health Challenge. Eighteen teams from five Davie County elementary schools competed in this year's event. Thirteen teams from the three Davie County middle schools competed in the second year of capture the golf balls. Teams engineered and built their EV3 robots to collect golf balls and return them to their assigned bin. Teams competed simultaneously on a three-dimensional table, avoiding obstacles and other teams to collect the most balls for the win. This competition incorporated remote control and the sumo wrestling aspect from the previous challenges this year.

**STEM Pipeline:** Davie County Schools developed a STEM pipeline for rising 7th grade students in order to increase interest and performance in STEM related studies leading into high school Biology. Through a Davie Community Foundation Grant, STEM Pipeline Summer Camp students engaged in problem based learning (PBL), collaborated in order to respond to a complex question, problem, or challenge, practiced 21st Century Skills (such as collaboration, communication & critical thinking) and created high-quality products & digital media presentations. During the first week of camp, students were presented with two different forensic cases. As a culminating activity, students visited Discovery Place in Charlotte. In the second week, students assumed the role of automotive

engineers. They were challenged to design and construct a model car that was powered by an electric motor using direct current from a solar cell. As a culminating activity, students visited the Nascar Hall of Fame and Museum. The camp was attended by 31 students representing all three middle schools.

**STEM Center:** The STEM Center at Davie County High School is in its 5th year. With 490 STEM students and 22 STEM teachers in 2016-17, the Center continued working toward the vision of developing "a community of adventurous and purposeful thinkers meeting challenges with confidence." In the process, students benefited from having a common instructional framework across core STEM courses. Lunch & Learn sessions were held once a month and included medical professionals, lawyers, dental hygienists, professors and other STEM career professionals. The third annual Davie High STEM Center STEMinar was held on September 28th with professionals in the community and included 230 students attending three sessions of their choice with 17 guest speakers. Enrichment field trips, which included a trip to the University of North Carolina at Chapel Hill for a day, immersed in physics, astronomy, STEM careers and campus experiences occurred in March. The STEM Center continues the tradition of growing partnerships with the community, adding partnerships this year with Catawba College, Five and Two Farms and Vulcan Industries. A total of 99 students graduated from the Stem Center in June 2017.

# SERVICE

## Transportation

**69** school buses  
**Approximately 671,710** miles traveled annually  
**93%** efficiency rating

## Child Nutrition

**350,534** breakfasts served annually  
**626,805** lunches served annually  
**7,603** breakfasts served, 2016 Summer Feeding Program  
**18,586** lunches served, 2016 Summer Feeding Program  
**100%** Average Sanitation Score

## Community Volunteers

Beginning in 2013-14, Davie County Schools started using the App Garden Volunteer Tracker system. This system helps streamline processing volunteer applications. Once volunteers are approved in the Volunteer Tracker, they only need to update their profile as needed. In addition, volunteers are able to log their time anywhere they have internet access. Perhaps most importantly, we are now able to easily communicate volunteer opportunities with our volunteers. This year, we had **2,000+** volunteers, which averages **over 40,000** hours per year, **101** school partners and **60** district-wide partners.

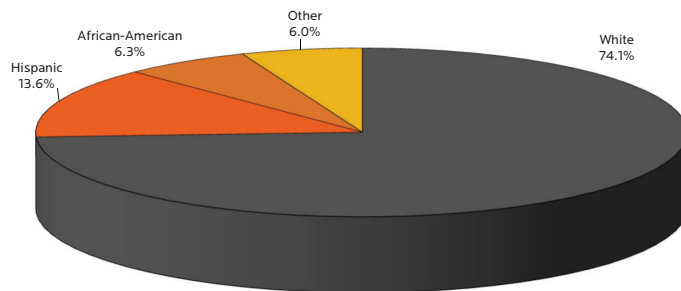
# SERVICE

## Federal Title I Funds

Title I funds help provide additional services to the following schools:

Cooleemee Elementary, Cornatzer Elementary, Mocksville Elementary, Pinebrook Elementary, William R. Davie Elementary, Central Davie Academy

## Student Ethnicity



## Enrollment

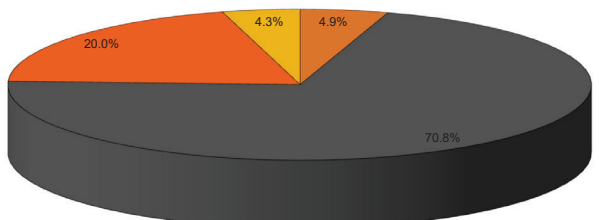
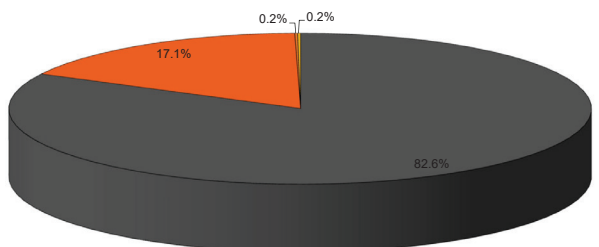
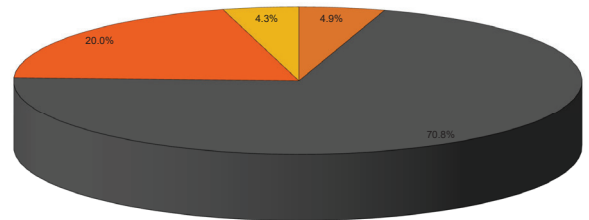
Cooleemee Elementary	462
Cornatzer Elementary	354
Mocksville Elementary	605
Pinebrook Elementary	501
Shady Grove Elementary	543
William R. Davie Elementary	373
North Davie Middle	420
South Davie Middle	527
William Ellis Middle	516
Central Davie Academy	19
Davie County High	1664
Davie County Early College High	161
<b>Enrolled Students as of 06/09/17</b>	<b>6145</b>

# FINANCE

Expenditures		Amount Spent
Federal	●	\$2,528,282
State	●	\$36,819,132
Local	●	\$10,420,557
Other Revenues	●	\$2,234,213
<b>Total</b>		<b>\$52,002,184</b>

Use of Funds		
Instructional Services	●	\$42,933,671
System-Wide Support Services	●	\$8,900,249
Ancillary Services	●	\$81,583
Non-Programmed Charges	●	\$86,681
<b>Total</b>		<b>\$52,002,184</b>

Per Pupil Expenditures		
Average Daily Membership		<b>6,183</b>
Federal	●	\$409
State	●	\$5,956
Local	●	\$1,685
Other Revenue	●	\$361
<b>Total</b>		<b>\$8,411</b>



The Davie County Schools'  
2013-2017 Strategic Plan  
can be viewed from our website:

**[www.davie.k12.nc.us](http://www.davie.k12.nc.us)**

About Us  
Strategic Plan

To stay up-to-date with news about Davie County Schools,  
consider joining our ***School Matters*** distribution list.  
Sign up for this electronic news source by  
visiting the homepage of the Davie County Schools' website.

The School Board meetings are aired the week following the meeting  
at 10:00 a.m. and 7:00 p.m. on Tuesday and Saturday on  
Yadtel IP TV Channel 25 and Time Warner Cable Channel 6.  
The meetings are broadcast for two weeks.

Davie County Schools | 220 Cherry Street | Mocksville, NC 27028 | 336-751-5921 | **[www.davie.k12.nc.us](http://www.davie.k12.nc.us)**



*Davie County Schools does not discriminate against any person on the basis of race, color, national origin, sex, religion, disability, or age in its activities and programs, including employment policies and practices.*